







# CHEST DRAINAGE PRODUCT CATALOGUE


## WET SUCTION-WET SEAL

CODE	DESCRIPTION	PCS/BOX	PICTURE
EU3601	VENICE chest drain single collection (Patient tube's length 160cm)	04	
EU3601/A	VENICE chest drain single collection (Patient tube's length 200cm)	04	
EU3602	VENICE chest drain dual collection (Patient tube's length 160cm)	04	
EU3611	VENICE chest drain single collection With VALM (Volumetric Air Leak Meter) (Patient tube's length 160cm)	04	
EU3611/A	VENICE chest drain single collection With VALM (Volumetric Air Leak Meter) (Patient tube's length 200cm)	04	
EU3615	VENICE chest drain single collection With VALM (Volumetric Air Leak Meter) (Patient tube's length 200cm + fast-lock connectors)	04	
EU3612	VENICE chest drain dual collection With VALM (Volumetric Air Leak Meter) (Patient tube's length 160cm)	04	
EU3612/A	VENICE chest drain dual collection With VALM (Volumetric Air Leak Meter) (Patient tube's length 200cm)	04	
<b>PAEDIATRIC</b>			
EU3613	PAEDIATRIC VENICE chest drain single collection (collection chamber 200ml) with VALM (Volumetric Air Leak Meter) Patient tube's length 160cm	04	




**DRY SUCTION-WET SEAL**

<b>CODE</b>	<b>DESCRIPTION</b>	<b>PCS/BOX</b>	<b>PICTURE</b>
EU3621	ROME chest drain single collection (Patient tube's lenght 160cm)	04	
EU3621/D	ROME chest drain single collection (Patient tube's length 200cm + pre-packed sterile water + sample piercing port on tube + fast-lock connectors)	04	
EU3622	ROME chest drain dual collection (Patient tube's lenght 160cm)	04	
EU3622/D	ROME chest drain dual collection (Patient tube's length 200cm + pre-packed sterile water + sample piercing port on tube + fast-lock connectors)	04	
EU3631	ROME chest drain single collection With VALM (Volumetric Air Leak Meter) (Patient tube's length 160cm)	04	
EU3631/A	ROME chest drain single collection With VALM (Volumetric Air Leak Meter) (Patient tube's length 200cm)	04	
EU3631/D	ROME chest drain single collection With VALM (Volumetric Air Leak Meter) (Patient tube's length 200cm + pre-packed sterile water + sample piercing port on tube + fast-lock connectors)	04	
EU3632	ROME chest drain dual collection With VALM (Volumetric Air Leak Meter) (Patient tube's length 160cm)	04	
EU3632/A	ROME chest drain dual collection With VALM (Volumetric Air Leak Meter) (Patient tube's length 200cm)	04	
EU3635	ROME chest drain single collection With VALM (Volumetric Air Leak Meter) (Patient tube's length 200cm + fast-lock connectors)	04	
EU3636	ROME chest drain dual collection With VALM (Volumetric Air Leak Meter) (Patient tube's length 200cm + fast-lock connectors)	04	

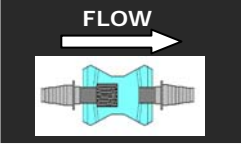
## PNEUMECTOMY

CODE	DESCRIPTION	PCS/BOX	PICTURE
M033030/1	Pneumectomy balanced drainage	06	

## CONNECTORS for DRAINAGE

EU3690	Each leg fits 3/16 ; 1/4 ; 5/16 ; 3/8 ; 7/16 (4,8 – 11,1 mm)	25	
EU3691	Each leg fits 3/16 ; 1/4 ; 5/16 ; 3/8 ; 7/16 (4,8 – 11,1 mm)	25	
EU3692	Straight Connector-reducer - LEFT SIDE 1/8 ; 3/16 ; 1/4 I.D.tubing (3,2-6,4 mm)  - RIGHT SIDE 1/4 I.D. tubing (6,4mm)	25	

## HEIMLICH one way

EU3182	One-way valve with conical IN and OUT male connectors. Connectable to IN and OUT tubes with internal diameter between 1/4" (6.36 mm) and 3/8" (9.54 mm)	100	
--------	--	-----	---